

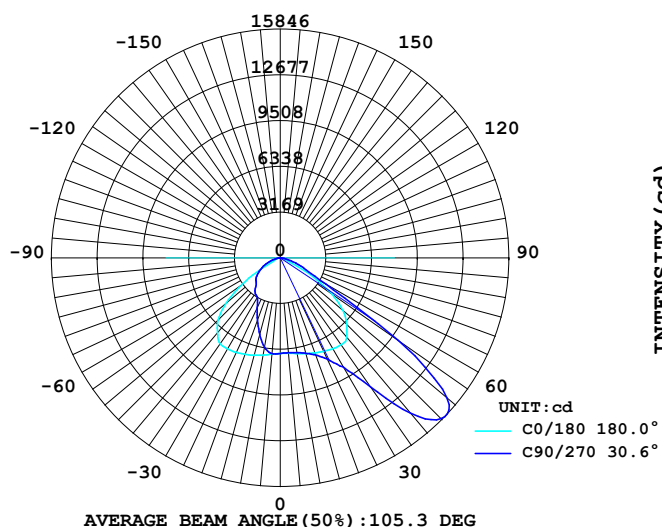
# LUMINAIRE PHOTOMETRIC TEST REPORT

Report number:

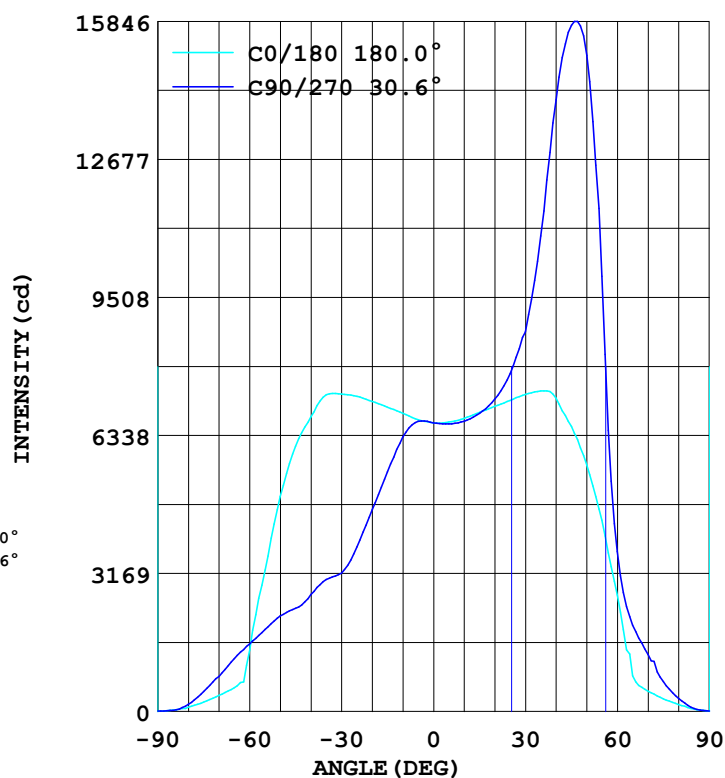
MANUFACTURER: ILUMEN GMBH	Address:	
NAME: Klose	TYPE: IL-FL19-N15040-P45	WEIGHT:
SPECIFICATION: 2835LED、4000K、P45DEG	DIMENSION:	SERIAL No.:

DATA OF LAMP		Imax(cd)	15983	S/MH (C0/180)	1.57
MODEL		EFFICIENCY (%)	100.0	S/MH (C90/270)	0.83
NOMINAL POWER(W)	150	TOTAL FLUX(lm)	21699	Voltage(V)	230.3
RATED VOLTAGE (V)	230	EFFICIENCY (lm/W)	144.7	Current(A)	0.660
NOMINAL FLUX(lm)	21699.0	$\eta$ up (%)	0.0	Power(W)	149.9
LAMPS QUANTITY	1	$\eta$ down (%)	100.0	Power Factor (PF)	0.987
TEST VOLTAGE (V)	230.4	Effective Flux(lm)	21699.1	EEI	0.104

LUMINOUS INTENSITY DISTRIBUTION



LUMINOUS INTENSITY DISTRIBUTION



Test System:  
 Temperature: 25.3 DEG  
 Operators:  
 Test Date: 2024.11.20

Test Set: 5.0deg/s C-Gamma (TYPE C)  
 Humidity: 65.0%  
 Test Distance: 10.000 m  
 Remarks:

---

## Color Temperature Data List

Report number:

MANUFACTURER: ILUMEN GMBH	Address:	
NAME: Klose	TYPE: IL-FL19-N15040-P45	WEIGHT:
SPECIFICATION: 2835LED、4000K、P45DEG	DIMENSION:	SERIAL No.:

---

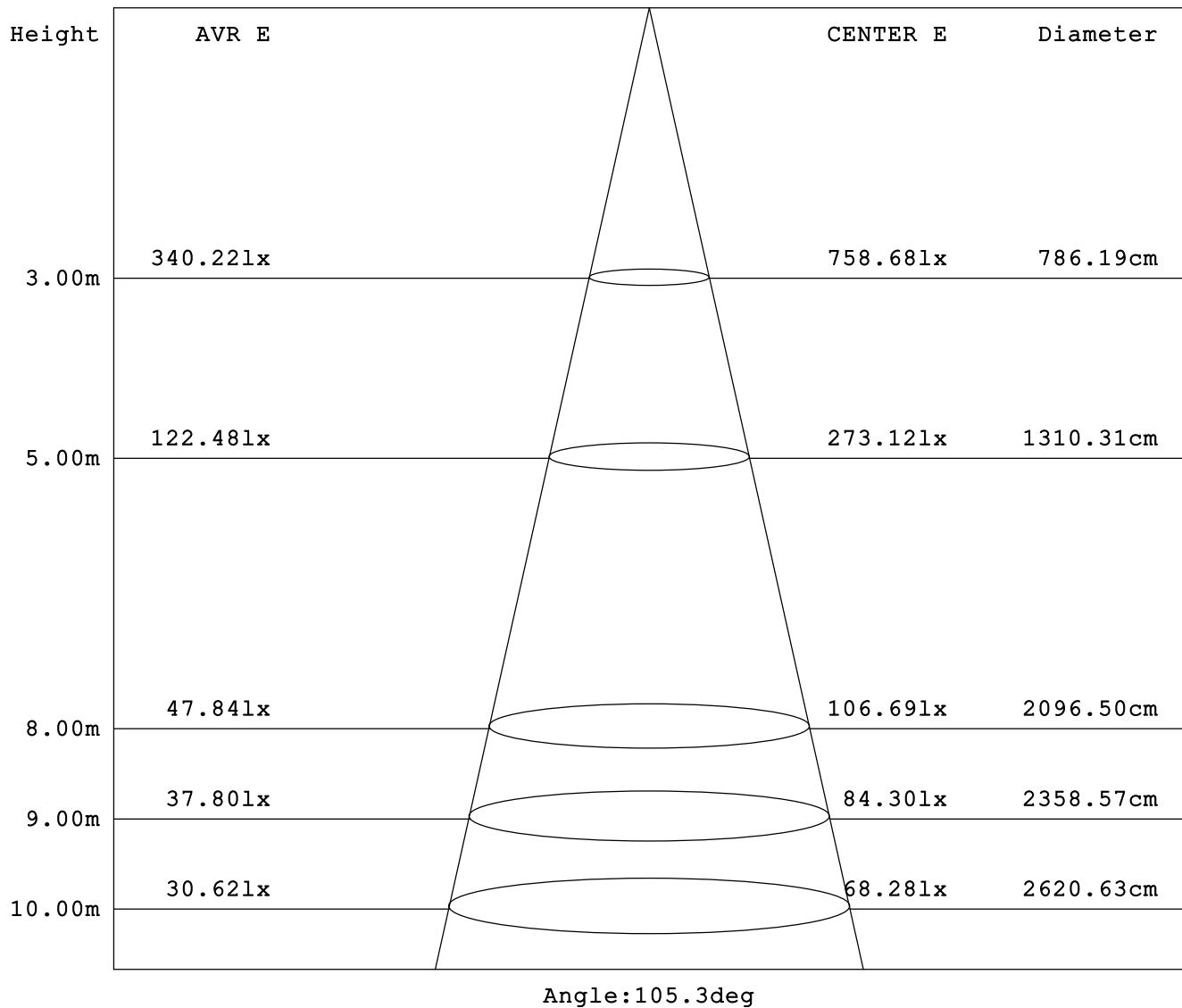
Test System:  
Temperature: 25.3DEG  
Operators:  
Test Date: 2024.11.20

Test Set: 5.0deg/s C-Gamma (TYPE C)  
Humidity: 65.0%  
Test Distance: 10.000 m  
Remarks:

## AVERAGE AND CENTER E Figure

Report number:

MANUFACTURER: ILUMEN GMBH	Address:	
NAME: Klose	TYPE: IL-FL19-N15040-P45	WEIGHT:
SPECIFICATION: 2835LED、4000K、P45DEG	DIMENSION:	SERIAL No.:



Test System:  
Temperature: 25.3DEG  
Operators:  
Test Date: 2024.11.20

Test Set: 5.0deg/s C-Gamma (TYPE C)  
Humidity: 65.0%  
Test Distance: 10.000 m  
Remarks:

## ZONAL FLUX DIAGRAM

Report number:

MANUFACTURER: ILUMEN GMBH	Address:	
NAME: Klose	TYPE: IL-FL19-N15040-P45	WEIGHT:
SPECIFICATION: 2835LED、4000K、P45DEG	DIMENSION:	SERIAL No.:

γ	C0	C45	C90	C135	C180	C225	C270	C315	γ	Zone	total
5.0	670.2	669.3	666.1	668.9	664.5	661.5	660.2	662.1	0- 5	158.8	158.8
10.0	684.9	656.5	629.9	648.3	673.1	669.7	666.6	670.9	5- 10	475.7	634.6
15.0	698.9	617.9	549.7	583.7	686.9	688.2	684.4	690.3	10- 15	780.5	1415
20.0	711.6	550.9	463.8	501.9	700.4	720.2	716.9	728.5	15- 20	1062	2478
25.0	723.6	470.2	378.3	417.8	714.3	769.1	775.0	795.1	20- 25	1327	3805
30.0	728.9	386.0	318.1	333.5	727.9	840.1	871.6	907.3	25- 30	1596	5401
35.0	727.5	303.8	303.1	286.3	735.8	941.1	1091	1083	30- 35	1917	7318
40.0	676.2	237.0	268.2	256.9	719.3	1042	1404	1344	35- 40	2322	9640
45.0	608.7	193.8	236.8	209.7	654.2	1110	1575	1512	40- 45	2683	12322
50.0	493.8	150.6	219.2	181.6	565.3	1042	1506	1452	45- 50	2801	15124
55.0	324.1	118.8	188.2	160.1	438.9	840.1	999.4	1128	50- 55	2474	17597
60.0	141.5	96.44	155.2	130.5	267.7	616.5	366.8	651.9	55- 60	1725	19322
65.0	54.95	74.01	121.7	100.7	82.22	420.3	197.9	336.4	60- 65	1126	20449
70.0	36.75	49.11	80.28	68.29	47.03	210.8	130.9	148.6	65- 70	690.4	21139
75.0	21.55	24.82	45.64	37.60	29.36	46.27	68.92	48.39	70- 75	340.6	21480
80.0	10.11	9.401	16.79	14.21	15.98	22.04	29.89	19.78	75- 80	151.1	21631
85.0	3.209	2.201	2.818	2.615	5.578	6.760	6.951	6.128	80- 85	55.36	21686
90.0	0.716	0.659	0.953	0.643	1.179	1.459	0.805	0.917	85- 90	12.72	21699
95.0									90- 95		
100.0									95-100		
105.0									100-105		
110.0									105-110		
115.0									110-115		
120.0									115-120		
125.0									120-125		
130.0									125-130		
135.0									130-135		
140.0									135-140		
145.0									140-145		
150.0									145-150		
155.0									150-155		
160.0									155-160		
165.0									160-165		
170.0									165-170		
175.0									170-175		
180.0									175-180		
DEG	LUMINOUS INTENSITY:×10cd									UNIT:lm	

Test System:  
Temperature:25.3DEG  
Operators:  
Test Date:2024.11.20

Test Set: 5.0deg/s C-Gamma (TYPE C)  
Humidity:65.0%  
Test Distance:10.000 m  
Remarks:

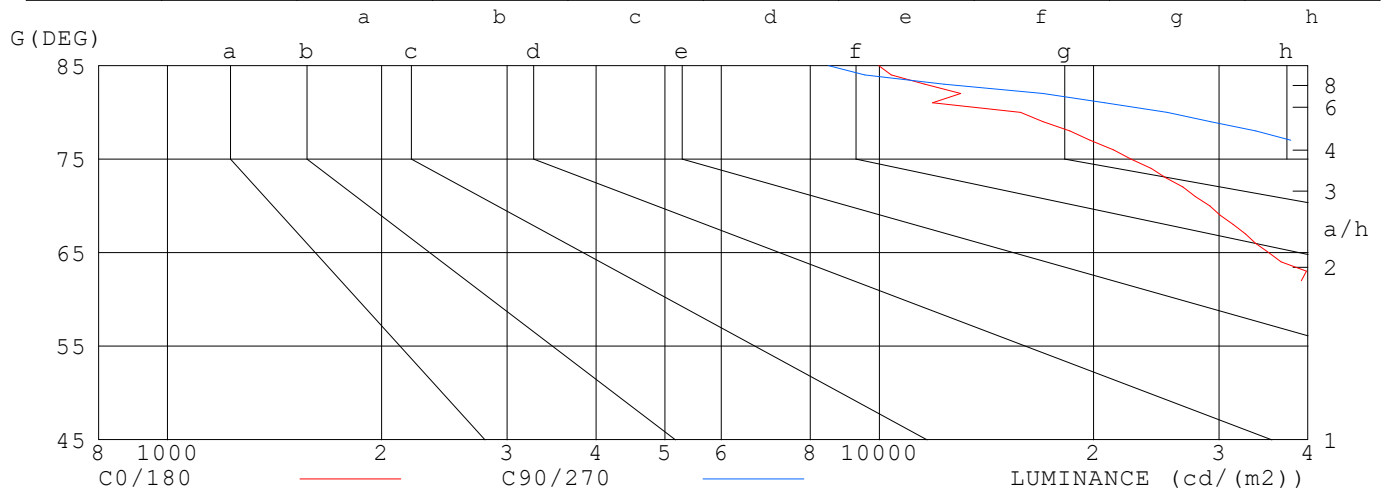
## LUMINANCE LIMITATION CURVES

Report number:

MANUFACTURER: ILUMEN GMBH	Address:	
NAME: Klose	TYPE: IL-FL19-N15040-P45	WEIGHT:
SPECIFICATION: 2835LED、4000K、P45DEG	DIMENSION:	SERIAL No.:

### LUMINANCE LIMITATION CURVES

GLARE	CLASS	ILLUMINANCE (lx)							
1.15	A	2000	1000	500	<=300				
1.50	B		2000	1000	500	<=300			
1.85	C			2000	1000	500	<=300		
2.20	D				2000	1000	500	<=300	
2.55	E					2000	1000	500	<=300



LUMINANCE cd/(m2)		
G (DEG)	C0/180	C90/270
85	9983	8483
80	15785	25367
75	22577	46255
70	29131	61567
65	35248	75542
60	76747	81455
55	153218	86088
50	208278	89440
45	233360	87831

Test System:  
Temperature: 25.3 DEG  
Operators:  
Test Date: 2024.11.20

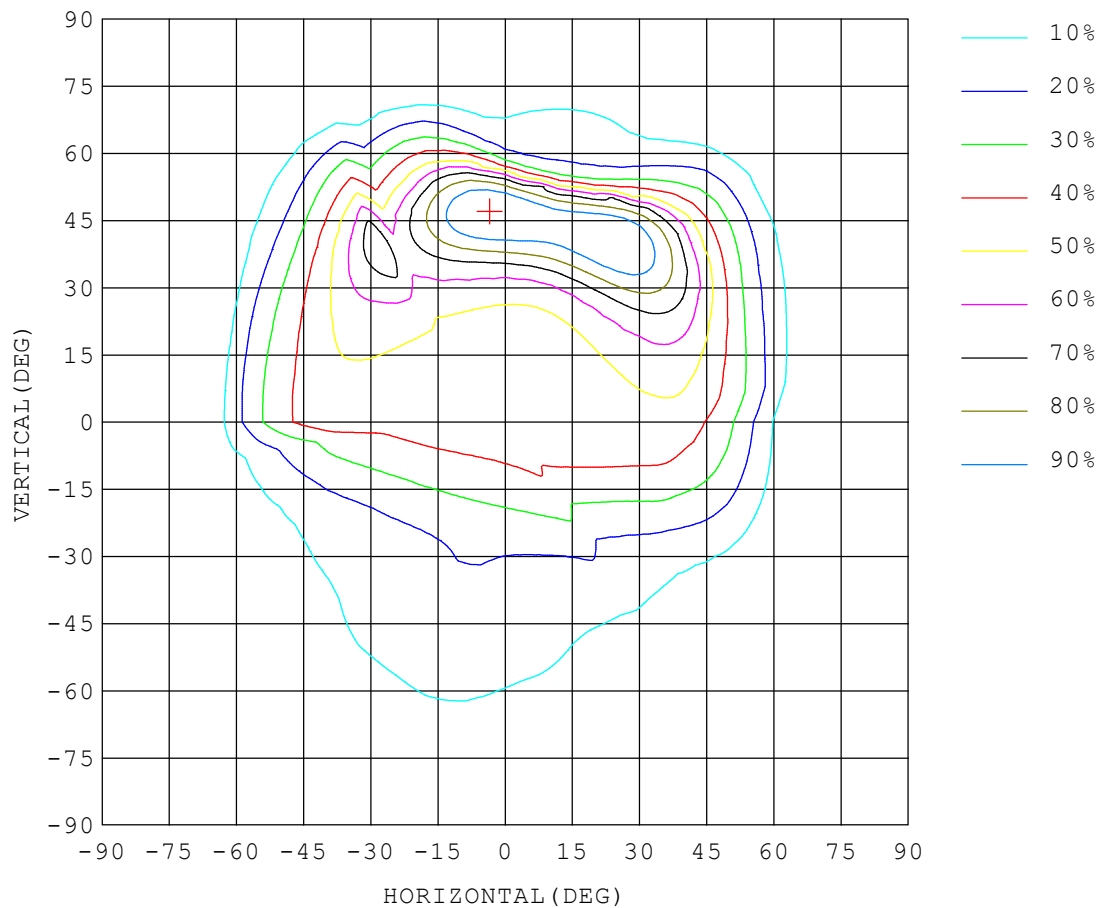
Test Set: 5.0 deg/s C-Gamma (TYPE C)  
Humidity: 65.0 %  
Test Distance: 10.000 m  
Remarks:

## ISOCANDELA DIAGRAM

Report number:

MANUFACTURER: ILUMEN GMBH	Address:	
NAME: Klose	TYPE: IL-FL19-N15040-P45	WEIGHT:
SPECIFICATION: 2835LED、4000K、P45DEG	DIMENSION:	SERIAL No.:

UNIT: cd



Test System:  
Temperature: 25.3 DEG  
Operators:  
Test Date: 2024.11.20

Test Set: 5.0 deg/s C-Gamma (TYPE C)  
Humidity: 65.0%  
Test Distance: 10.000 m  
Remarks: